


Great Northeastern War XXVIII  
New Moon Ball - Dance List:



Set 1:

Lorayne Almayn  
Horses Bransle  
Jenny Pluck Pears  
Scottish Bransle  
Gracca Amorosa  
Ruffy Tufty  
Anello  
Upon A Summer's Day  
Pinagay Bransle  
Gathering Peascods

Set 2:

Black Almayn  
Bransle Official  
Black Nag  
Bizzarria d'Amore  
Hearts Ease  
Maltese Bransle (Schiarazula Marazula)  
Petit Vriens  
Goddesses  
Korobushka  
Sellenger's Round





Set 1

**Lorayne Almajn** (Inns of Court manuscripts)

Processional line of couples facing up the hall, as many as will, each man standing to his lady's left and holding her left hand in his right ("inside hands")

Part A:

Four Doubles forward;

Part B:

Double forward;  
Double back;  
Double forward, then drop hands;  
Turn single in place (men over left shoulder, ladies over right shoulder), then partners take inside hands;  
Double forward;  
Double back;  
Double forward, then drop hands;  
Turn single in place (men over left shoulder, ladies over right shoulder), then partners take inside hands.

Repeat until music ends.



**Horses Bransle** (Arbeau's *Orchesographie*)

Processional line of couples, as many as will, each man holding both hands with his lady

Part A:

Double up the hall, Double back;  
Double up the hall, Double back;  
Double up the hall, Double back;  
Double up the hall, Double back, then drop hands;

Part B:

Men tap twice with right foot;  
Men Single right;  
Men Turn single over left shoulder, moving slightly up the line, leaving the lead Man to quickly move down to the end of the line;  
Ladies tap twice with right foot;  
Ladies Single right;  
Ladies Turn single over left shoulder, moving slightly down the line to meet with new partner.

Repeat until music ends.



**Jenny Pluck Pears** (1<sup>st</sup> ed. Playford, 1651)

Circle of three couples facing inward, each man standing to his lady's left, and all holding hands

Verse 1:

Eight Slips clockwise, then drop hands and face partner;  
Set & Turn left, then face inward and take hands;  
Eight Slips counterclockwise, then drop hands and face partner;  
Set & Turn right;

Chorus 1:

Man 1 places his partner inside circle;  
Man 2 places his partner inside circle;

Man 3 places his partner inside circle;  
All Reverance.

Verse 2:

Men circle Ladies clockwise with four Doubles;  
Men circle Ladies counterclockwise with four Doubles;

Chorus 2:

Man 1 brings his partner back to the circle;  
Man 2 brings his partner back to the circle;  
Man 3 brings his partner back to the circle;  
All Reverance.

Verse 3:

Side right with partner;  
Set & Turn left;  
Side left with partner;  
Set & Turn right;

Chorus 3:

Lady 1 places her partner inside circle;  
Lady 2 places her partner inside circle;  
Lady 3 places her partner inside circle;  
All Reverance.

Verse 4:

Ladies circle Men clockwise with four Doubles;  
Ladies circle Men counterclockwise with four Doubles;

Chorus 4:

Lady 1 brings her partner back to circle;  
Lady 2 brings her partner back to circle;  
Lady 3 brings her partner back to circle;  
All Reverance.

Verse 5:

Arm right with partner;  
Set & Turn left;  
Arm left with partner;  
Set & Turn right;

Chorus 5:

Same as Chorus 1

Verse 6:

Same as Verse 2

Chorus 6:

Same as Chorus 2



**Scottish Bransle** (Arbeau's *Orchesographie*)

Circle of dancers facing inward, all holding hands, as many as will

Part A:

Double left, Double right;  
Single left, Single right;  
Double left, Double right;  
Single left, Single right.

Part B:

Double left, Single right;  
Single left, Double right;  
Double left, Single right;  
Kick left, right, left;  
Capriole.

Repeat until music ends.



**Gracca Amorosa** (Caroso's II Ballarino, 1581)

One couple, partners facing one another without holding hands

Verse 1A:

Quick Riverenza;  
Spezzati left & right, partners circling clockwise to trade places;

Spezzati left & right, each partner circling over left shoulder;

Four Trabuchetti, facing partner;

Verse 1B:

Spezzato left, moving left;  
Riverenza minima, towards partner;  
Spezzato right, moving right;  
Riverenza minima, towards partner ;

Chorus 1:

Spezzati left & right, moving away from partner, then aim left shoulder at partner;  
Three Riprese & one Trabuchetto left, finish facing partner;  
Spezzati right & left, moving away from partner, then aim right shoulder at partner;  
Three Riprese & one Trabuchetto, finish facing partner

Verse 2A:

Four Spezzati, partners circling clockwise to return to place;  
Four Trabuchetti, facing partner;  
Spezzati left & right, each partner circling over left shoulder;

Verse 2B:

Scambiati left, moving left  
Scambiati right, moving right to return to partner

Chorus 2:

Same as Chorus 1.

Man's Solo - Verse 3A:

Spezzati left & right, towards partner;  
Four Trabuchetti, facing partner;  
Spezzati left & right, circling back over left shoulder to return to place;  
Four Trabuchetti, facing partner;

Man's Solo - Verse 3B:

Passo left, moving left;  
Riverenza minima, facing partner;  
Passo right, moving right;  
Riverenza minima, facing partner.

Together - Chorus 3:

Same as Chorus 1.

Lady's Solo - Verse 4A:

Same as Verse 3A.

Lady's Solo - Verse 4B:

Same as Verse 3B.

Together - Chorus 4:

Same as Chorus 1.

Verse 5A:

Seguito ordinario left, away from partner;  
Two Riprese right, towards partner;  
Trabuchetti right & left, facing partner;  
Seguito ordinario right, away from partner;  
Two Riprese left, towards partner;  
Trabuchetti left & right, facing partner;

Verse 5B:

Passo left, flankingly toward partner;  
Riverenza minima right, touching right hands  
Passo right, flankingly toward partner  
Riverenza minima left, touching left hands

Chorus 5:

Same as Chorus 1.



**Ruffy Tufty** (1<sup>st</sup> ed. Playford, 1651)

Two couples facing one another, each man standing to his lady's left and holding her left hand in his right ("inside hands")

Verse 1:

Double forward to meet other couple, Double back;  
Double forward to meet other couple, Double back, then drop hands and face partner;  
Chorus 1:

Set & Turn left;  
Set & Turn right, then man takes his partner's right hand in his left;  
Double forward away from other couple, then drop hands and pivot as man takes his partner's left hand in his right;  
Double forward to meet other couple, then drop hands;  
Turn single away from partner (men over left shoulder, ladies over right shoulder), then man takes his contrary's left hand in his right;  
Double forward away from other couple, then drop hands and pivot as man takes his contrary's right hand in his left;  
Double forward to other couple, then drop hands;  
Turn single away from contrary (men over right shoulder, ladies over left shoulder), then face partner.

Verse 2:

Side right with partner;  
Side left with partner;

Chorus 2:

Same as Chorus 1

Verse 3:

Arm right with partner;  
Arm left with partner;

Chorus 3:

Same as Chorus 1



#### Anello (Domenico)

Two couples facing forward, one behind the other, each man holding his lady's left hand in his right ("inside hands")

Part 1:

Couples progress together with seven Saltarelli, then drop hands;  
Man 1 and Lady 1 switch places with Saltarello, all then facing inside the set to form a square;

Part 2:

Men Movimento;  
Ladies Movimento;  
Men switch places inside the set with two Saltarelli, passing right shoulders;  
Ladies Movimento;  
Men Movimento;  
Ladies switch places inside the set with two Saltarelli, passing right shoulders;

Part 3:

Men Movimento;  
Ladies Movimento;  
Men Voltatonda left;  
Ladies Movimento;  
Men Movimento;  
Ladies Voltatonda left;

Part 4:

Men switch places, moving outside the set counterclockwise with four Pive;  
Ladies switch places, moving outside the set counterclockwise with four Pive;

Part 5:

Men Movimento;  
Ladies Movimento;  
Men Movimento;  
Ladies Movimento;  
Men step towards partner;  
All Reveranza.

Repeat once from beginning, Ladies leading.



#### Upon a Summer's Day (1<sup>st</sup> ed. Playford, 1651)

Processional line of three couples facing up the hall, each man standing to his lady's left and holding her left hand in his right ("inside hands")

Verse 1:

Double forward, Double back, then drop hands and face partner;  
Set & turn left, then all face up the hall;  
Double forward, Double back, then drop hands and face partner;  
Set & turn right, then men all take hands in a line to face their partners as ladies do the same;

Chorus 1:

Double forward, Double back, then drop hands;  
Leading man takes his lady's right hand in his left, as they Double forward inside the set, then drop hands;  
Each weaves between their respective line to the end, then men take hands in a line to face their ladies as ladies do the same;  
Double forward, Double back, then drop hands;  
Leading man takes his lady's right hand in his left, as they Double forward inside the set, then drop hands;  
Each weaves between their respective line to the end, then men take hands in a line to face their ladies as ladies do the same;  
Double forward, Double back, then drop hands;  
Leading man takes his lady's right hand in his left, as they Double forward inside the set, then drop hands;  
Each weaves between their respective line to the end.

Verse 2:

Side right with partner;  
Set & Turn left;  
Side left with partner;  
Set & Turn right, then men take hands in a line to face their partners as ladies do the same;

Chorus 2:

Same as Chorus 1

Verse 3:

Arm right with partner;  
Set & Turn left;  
Arm left with partner;  
Set & Turn right, then men take hands in a line to face their partners as ladies do the same;

Chorus 3:

Same as Chorus 1




#### Pinagay Bransle (Arbeau's *Orchesographie*)

Circle of dancers facing inward, all holding hands, as many as will

Part A:

Double left, kick with left;  
Double left, kick with left, kick with right, kick with left;  
Double left, Double right.

Repeat until music ends.



#### Gathering Peascods (1<sup>st</sup> ed. Playford, 1651)

Circle of couples facing inward, as many as will, each man standing to his lady's left, and all holding hands

Verse 1:

All take eight Slips left, then drop hands;  
All Turn single, then take hands;  
All take eight Slips right, then drop hands;  
All Turn single;

Chorus 1:

Men step into circle, take hands, take eight Slips left, then drop hands and return to circle;  
Ladies step into circle, take hands, take eight Slips left, then drop hands and return to partner;  
Men Double forward;  
Men Double back AND Ladies Double forward;  
Ladies Double back AND Men Double forward;  
Men Double back;  
Ladies Double forward;  
Ladies Double back AND Men Double forward;  
Men Double back AND Ladies Double forward;  
Ladies Double back, then all face partner.

Verse 2:

Side right with partner;  
All Turn single;  
Side left with partner;  
All Turn single, then face inward;

Chorus 2:

Same as Chorus 1, ladies beginning.

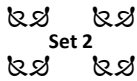
Verse 3:

Arm right with partner;  
All Turn single;  
Arm left with partner;  
All Turn single, then face inward;

Chorus 3:

Same as Chorus 1





### Set 2

#### Black Almajn (Inns of Court manuscripts)

Processional line of couples facing up the hall, as many as will, each man standing to his lady's left and holding her left hand in his right ("inside hands")

##### Part 1:

Four Doubles forward, then drop hands and face partner;

##### Part 2:

Double away from partner;  
Double forward, then all 1/4 turn to their left;  
Double forward, then pivot;  
Double forward, then face partner;

##### Part 3:

Men Set & Turn left;  
Ladies Set & Turn left, then take both hands with partner;

##### Part 4:

Turn partner 1/2 round to switch places;  
All take four Slips up the line;  
Turn partner 1/2 round to return to place;  
All take four Slips down the line, then drop hands;  
Double away from partner;  
Double forward.

Repeat until music ends.



#### Bransle Officiale (Arbeau's Orchesographie)

Circle of couples facing inward, as many as will, each man standing to his lady's left, and all holding hands

##### Part A:

Double left, Double right;  
Double left, Double right;

##### Part B:

Single left, acknowledging your Opposite;  
Single left, acknowledging your Partner;  
Single left, acknowledging your Opposite;  
Single left, acknowledging your Partner;  
Single left, acknowledging your Opposite;  
Single left, acknowledging your Partner;  
Ladies step in front of their partner, place their hands on his shoulders, and hop over to the next partner.

Single left, acknowledging your Opposite;  
Single left, acknowledging your Partner;  
Single left, acknowledging your Opposite;  
Single left, acknowledging your Partner;  
Single left, acknowledging your Opposite;  
Single left, acknowledging your Partner;  
Ladies step in front of their partner, place their hands on his shoulders, and hop over to the next partner.

Repeat until music ends.



#### Black Nag (4<sup>th</sup> ed Playford, 1676)

Processional line of three couples facing up the hall, each man standing to his lady's left and holding her left hand in his right ("inside hands")

##### Verse 1:

Double forward, Double back;  
Double forward, Double back, then drop hands and face partner;

##### Chorus 1:

Couple 1 takes both hands and Slips four steps up the hall;  
Couple 2 takes both hands and Slips four steps up the hall;  
Couple 3 takes both hands and Slips four steps up the hall;  
All drop hands and Turn single left;  
Couple 3 takes both hands and Slips four steps down the hall;  
Couple 2 takes both hands and Slips four steps down the hall;  
Couple 1 takes both hands and Slips four steps down the hall;  
All drop hands and Turn single right;

##### Verse 2:

Side right with partner;  
Side left with partner;

##### Chorus 2:

Man 1 and Lady 3 switch places inside the set with four Slip steps;  
Man 3 and Lady 1 switch places inside the set with four Slip steps;  
Passing right shoulders, Man 2 and Lady 2 switch places with Double forward;  
All Turn single left;  
Man 1 and Lady 3 switch places inside the set with four Slip steps;  
Man 3 and Lady 1 switch places inside the set with four Slip steps;  
Passing right shoulders, Man 2 and Lady 2 switch places with Double forward;  
All Turn single right;

##### Verse 3:

Arm right with partner;  
Arm left with partner;

##### Chorus 3:

Men Hay;  
All Turn single left;  
Ladies Hay;  
All Turn single right.



#### Bizzaria d'Amore (Negri)

Two couples forming a square and facing inward

##### Verse 1:

Men Riveranza while ladies bow;  
Men do two Sottopiede left, then two Sottopiede right;  
Ladies Riveranza while men bow;  
Ladies do two Sottopiede left, then two Sottopiede right;

##### Together - Chorus 1:

Hop in place, hop in place, then Ripresa left;  
Hop in place, hop in place, then Ripresa right;  
Two Spezzati left & right, flankingly backward;

Seguito ordinario forward to return to place;  
Two Spezzati right & left, flankingly backward;  
Seguito ordinario forward to return to place;

##### Verse 2

Men switch places inside the set with two Spezzati and a Seguito ordinario;  
Men turn in place with two Spezzati and a Seguito ordinario;  
Ladies switch places inside the set with two Spezzati and a Seguito ordinario;  
Ladies turn in place with two Spezzati and a Seguito ordinario;

##### Chorus 2:

Same as Chorus 1;

##### Verse 3

Partners clasp right arms and circle around and back to place with two Seguiti ordinari, then drop hands;  
All turn in place over left shoulder with two Seguiti ordinari;  
Contrarys clasp left arms and circle around and back to place with two Seguiti ordinari, then drop hands;  
All turn in place over right shoulder with two Seguiti ordinari;

##### Chorus 3:

Same as Chorus 1;

##### Verse 4

Same as Verse 2;

##### Chorus 4:

Same as Chorus 1;

##### Verse 5

Partners clasp right arms and switch places with Seguito ordinario, then drop hands;  
Partners clasp left arms and switch places with Seguito ordinario, then drop hands;  
All turn in place over left shoulder with two Seguiti ordinari;  
Contrarys clasp left arms and switch places with Seguito ordinario, then drop hands;  
Contrarys clasp right arms and switch places with Seguito ordinario, then drop hands;  
All turn in place over right shoulder with two Seguiti ordinari;

##### Chorus 5:


Same as Chorus 1;

##### Verse 6

Partners clasp right arms and circle around and back to place with two Seguiti ordinari, then drop hands;  
All Hey 1-1/2 times around the set, beginning with partners taking left hands;

##### Chorus 6:

Same as Chorus 1.



#### Heart's Ease (1<sup>st</sup> ed. Playford, 1651)

Two couples facing one another, each man standing to his lady's left and holding her left hand in his right ("inside hands")

##### Verse 1:

Double forward to meet other couple, Double back;  
Double forward to meet other couple, Double back, then drop hands and face partner;

##### Chorus 1:

Double away from partner, Double forward, then face contrary;  
 Take right hands with contrary and Turn once around, then drop hands and face contrary;  
 Double away from contrary, Double forward, then face partner;  
 Take left hands with partner and Turn once around, then drop hands;  
 Verse 2:  
 Side right with partner, then face contrary;  
 Side left with contrary, then face partner;  
 Chorus 2:  
 Same as Chorus 1;  
 Verse 3:  
 Arm right with partner, then face contrary;  
 Arm left with contrary, then face partner;  
 Chorus 3:  
 Same as Chorus 1



**SCA Maltese Bransle** (done to Schiarazula Marazula)

Circle of dancers facing inward, all holding hands, as many as will

Part A:  
 Double left, Double right;  
 Double left, Double right, then drop hands;  
 Part B:  
 Pivot left foot in, pivot right foot in, pivot left foot in, clap three times;  
 Pivot left foot out, pivot right foot out, pivot left foot out, clap three times.

Repeat until music ends.



**Petit Vriens** (Domenico)

Line of three people (one woman between two men, or vice versa) holding hands

Part 1:  
 Trio moves about with 16 Pive;  
 Part 2:  
 First person drops hands and moves away with four Pive;  
 Second person drops hands and follows with four Pive;  
 Third person follows with four Piva;  
 Part 3:  
 First person moves away with one Doppio;  
 Second person follows with one Doppio;  
 Third person follows with one Doppio, then all three take hands as before;  
 Part 4:  
 First and second person turn toward each other and Reveranza;  
 Second and third person turn toward each other and Reveranza;  
 All three turn toward each other and Reveranza;  
 All Doppio back, Doppio forward, then drop hands;  
 All Ripersa Left, Ripresa Right, Mezzavolta left, then take hands as before.

Repeat until music ends.



**Goddesses** (1<sup>st</sup> ed. Playford, 1651)

Processional line of four couples facing up the hall, each man standing to his lady's left and holding her left hand in his right ("inside hands")  
 Verse 1:  
 Double forward, double back;  
 Double forward, double back;  
 Chorus 1:  
 Man 1 and Lady 1 cast off and lead each side to the foot of the set, reversing the order;  
 Man 1 and Lady 1 cast off and lead each side back to place;  
 Verse 2:  
 Man 1 leads the others around Lady 1 and outside the set, reversing the order, then all pivot;  
 Man 4 leads the others back around Lady 1 to return to place;  
 Chorus 2:  
 Same as Chorus 1;  
 Verse 3:  
 Lady 1 leads the others around Man 1 and outside the set, reversing the order, then all pivot;  
 Lady 4 leads the others back around Man 1 to return to place;  
 Chorus 3:  
 Same as Chorus 1;  
 Verse 4:  
 Man 1 leads the others around Lady 1 and outside the set, continuing around to return to place;  
 Chorus 4:  
 Same as Chorus 1;  
 Verse 5:  
 Lady 1 leads the others around Man 1 and outside the set, continuing around to return to place;  
 Chorus 5:  
 Same as Chorus 1;  
 Verse 6:  
 Men take hands and circle clockwise, then circle counterclockwise;  
 Chorus 6:  
 Same as Chorus 1;  
 Verse 7:  
 Ladies take hands and circle clockwise, then circle counterclockwise;  
 Chorus 7:  
 Same as Chorus 1;  
 Verse 8:  
 All take hands and circle clockwise, then circle counterclockwise;  
 Chorus 8:  
 Same as Chorus 1;  
 Verse 9:  
 Men Hey;  
 Chorus 9:  
 Same as Chorus 1;  
 Verse 10:  
 Ladies Hey;  
 Chorus 10:  
 Same as Chorus 1;  
 Verse 11:  
 Same as Chorus 1;

All Grand Hey;  
 Chorus 11:  
 Same as Chorus 1;



**Korobushka** (19<sup>th</sup> c Russian folk dance)

Processional line/circle of couples, as many as will, each man standing to his lady's left and holding her left hand in his left and her right hand in his right ("skaters' pose")  
 Part A:  
 Single right, Single right;  
 Single left, Single left;  
 Single right;  
 Single left;  
 Partners lift hands, turn to face each other, and drop hands with emphasis;  
 Part B:  
 Partners spin away from each other, men moving into the circle, ladies moving out of the circle;  
 Partners spin toward each other, then man takes his lady's right hand in his right hand, and below that her left hand in his left hand;  
 Partners step inward;  
 Partners step back, then lift joined right hands;  
 Partners lift joined left hands and switch places with Lady spinning in front of Man, then drop hands with emphasis;  
 Part C:  
 Partners spin away from each other, ladies moving into the circle, men moving out of the circle;  
 Partners spin toward each other, then man takes his lady's right hand in his right hand, and below that her left hand in his left hand;  
 Partners step inward;  
 Partners step back, then lift joined right hands;  
 Partners then lift joined left hands and return to starting position, with Lady spinning in front of Man.

Repeat until music ends.



**Sellenger's Round** (1<sup>st</sup> ed. Playford, 1651)

Circle of couples facing inward, as many as will, each man standing to his lady's left, and all holding hands  
 Verse 1:  
 All take eight Slips to the left;  
 All take eight Slips to the right, then drop hands;  
 Chorus 1:  
 All take two Singles forward;  
 All Double back, then face partner;  
 Set & turn left, then all face inward;  
 All take two Singles forward;  
 All Double back, then face partner;  
 Set & turn right;  
 Verse 2:  
 Same as Chorus 1;

Facing inward and taking hands all around, All  
Double forward, Double back;  
All Double forward, Double back, then drop  
hands;

Chorus 2:

Same as Chorus 1;

Verse 3:

Side right with partner;

Side left with partner;

Chorus 3:

Same as Chorus 1;

Verse 4:

Arm right with partner;

Arm left with partner;

Chorus 4:

Same as Chorus 1.

